

REMOTE LEARNING GUIDE- August 9th- 10th

Refer to our Remote Learning Blog for all worksheets and additional information

<https://woodfordprepone.global2.vic.edu.au/>

Please return all work to school once we return to onsite learning.

	<p>Webex- 9.00am Miss O's Class Meeting number: 165 649 4734 Password: hello</p> <p>Mrs Ryan's Class Meeting number: 165 279 3068 Password: hello</p>	<p>Webex- 9.00am Miss O's Class Meeting number: 165 649 4734 Password: hello</p> <p>Mrs Ryan's Class Meeting number: 165 279 3068 Password: hello</p>			
Day	<u>Monday</u>	<u>Tuesday</u>	<u>Wednesday</u>	<u>Thursday</u>	<u>Friday</u>
<p>Reading fluency At least 10 - 15 minutes daily</p>	<p>Practice reading your books from your reader cover. Read aloud, read to yourself, even try recording your reading on a device. Please ensure your child reads a new book each day. You may also like to explore the online texts available on Wushka. Use the link below to access new readers online. If you no longer have your login details please send a message to your teacher via SeeSaw https://wushka.com.au/login/</p>				
<p>Reading Activity 20-30 min.</p>	<p>Match the word to the picture. * Please choose the appropriate activity based on your child's current book box level. All worksheets can be found on the blog. Print out the worksheet. Cut out the words and match them with the</p>	<p>Match the sentence to the picture Book Box 1- 5 Where animals live</p> <p>Book Box 6+ Machines that move.</p>			

	<p>relevant picture.</p> <ul style="list-style-type: none"> - Book Box 1-2 - Book Box 3- 6 - Book Box 6+ 				
<p>Sounds Write 10- 15 minutes</p>	<p>Play the board game Race the Rainbow. This includes words that you have covered in Sounds Write. There are two different board games one for Grade Prep the other for Grade 1. Remember to say the sounds and read the word. The board games can be found at the end of this document as well as on the blog.</p>				
<p>Writing Fluency 10 - 15 minutes</p>	<p>Practice writing a range of sight words. Copies of the sight words can be found at the end of this document as well as on the blog.</p>				
<p>Writing 20-30 min. Try writing by yourself, but if a parent helps you with a word that is okay.</p>	<p>Weekend recount <i>*Please send a photo of your weekend writing to your teacher via seesaw</i> Draw a picture of something you did on the weekend. Write about what you did on the weekend. Prep- Complete your weekend writing with the sentence starter: 'On the weekend I ...' (write on the lined paper provided in your reader cover) Grade 1 (and anyone that wants to have a try)- Use the sentence</p>	<p>Olympic sport- Information report Select an Olympic sport that you find interesting. Prep Draw a picture of the sport and write at least 3 information sentences about it. For example; Swimming is an Olympic sport. Freestyle is one of the events. They swim very fast. Grade 1 Draw a picture of the sport and write 3 or more information sentences about it. Try to expand your ideas within your sentence. For example.</p>		-	

	<p>starter 'On the weekend' to begin your writing.</p> <p>Write about what you did on the weekend in order. (write on the lined paper provided in your reader cover)</p> <p>Use capital letters at the beginning of each sentence. Make sure your sentences end with a full stop. Include some keywords at the beginning of each sentence such as, Next, Then, After, Finally.</p>	<p>Swimming is a great olympic sport. Many Australians have competed in this event at the 2021 Olympics. There are both male and female events. One event that is run at the Olympics is the 50m freestyle.</p>			
<p>Maths Fluency (10 - 15 minutes)</p>	<p>Choose a starting number between 10- 90. Count from this starting number. Record these numbers on a piece of paper. For example <u>24</u>, 25, 26, 27, 28, 29, 30 etc.</p>				
<p>Maths – Prep (20 minutes)</p> <p>*Go online and use your IXL login. http://au.ixl.com/signin/woodfordprimary Practice a range of numeracy activities.</p>	<p>Time- Match analogue to digital Go to the website below and select Clock Splat https://www.smashmats.com.au/measurement-and-geometry/measurement/time</p>	<p>Time <i>*Please send a photo of your weekend writing to your teacher via seesaw</i> Choose a day of the week. Write the name of the day at the top of your page. Down the left hand side of the page write 4 different o'clock or half past times and what you do at those times. Example:</p>			-



Select level one or two
#1- hours
#2- half hours

Match the analog time
to the digital time

Monday
7:00 Get out of bed
9:00 Start school
11:00 Recess
3:30 Go home

Maths - Grade 1 (30 minutes)

*Go online and use your IXL login.
<http://au.ixl.com/signin/woodfordprimary>
Practice a range of numeracy activities.

Time- Match analogue to digital
Go to the website below and select **Clock Splat**
<https://www.smashmats.com.au/measurement-and-geometry/measurement/time>



Select level two or three
#2- half hours
#3- quarter hours

Match the analog time
to the digital time













Time
****Please send a photo of your weekend writing to your teacher via seesaw***

Choose **2** days of the week. Write the name of one day at the top of your page.
Down the left hand side of the page write 4 different o'clock or half past times and what you do at those times.
Repeat for the other day you have chosen.

Example:
Monday
7:00 Get out of bed
9:00 Start school
11:00 Recess

		7:30 Bed time <u>Saturday</u> 9:00 Get out of bed 10:00 Go to the playground 1:00 Lunch 4:30 Watch a movie			
Integrated Studies/Olympics	Choose an activity from the Olympic Rubric. A copy of the rubric can be found on our remote learning blog				

Olympic Rubric- (Whole Week)

<p>Do you know the meaning of the five rings? What are their colours? Colour them and label them.</p> 	<p>Do you know why doves always appear in Olympic ceremonies?</p> 	<p>Have a go at drawing the Mascot.</p> 	<p>Research the Mascots Miraitowa and Someity.</p> 	<p>List the Olympic Sports. You could do this in alphabetical order.</p> 
<p>Draw a flag of your choice.</p> 	<p>Find out how to say greetings in Japanese.</p> <p>KO N NI CHI WA こんにちは HELLO</p>	<p>Pretend you are an athlete in the Olympics. Create your own character profile.</p> 	<p>Design an athletes' village on graph paper and record the coordinate points of important areas.</p> 	<p>Design some new Olympic/Paralympic medals.</p> 
<p>Create/write an Olympic Games theme song/rap. They could use their favourite piece of music and rewrite the lyrics.</p>	<p>Look at pictures of stadiums used throughout Olympic history. Design your own stadium for the next Olympic Games. What key features would it have and why?</p> 	<p>Choose one Australian Olympian or Paralympian (past or present) and complete the 'Amazing Australian Olympians' activity sheet.</p>	<p>The Olympic motto is 'Citius, Altius, Fortius'. Translate this motto and research its origin.</p> 	<p>Students to create an A-Z Olympic or Paralympic Games book (e.g. A is for Archery, B is for Boxing etc.).</p>
<p>Create an acrostic poem You can find a graphic organiser here here</p>	<p>Create an Olympic word search or complete this one.</p>	<p>Complete the Olympic wordsearch</p>	<p>Use this website to learn more about the Tokyo Olympics https://www.olympics.com.au/</p>	<p>Create your own Olympic torch.</p>  <p>Activ Go to S</p>

Sounds Write- Prep (Whole Week)

Prep

box
doll
fizz
miss
puff
less
mix
yes
will
toll
puff
less
miss
doll
will
yes
fizz
box

START

HOME

RACE THE RAINBOW

Grade 1



chat
shed
shop
much
fish
bench
chunk

shop
chips
ship
much
wish
shed
chat
ship
chips
shop
chunk
bench

much
bench
ship
wish
chunk
chips
fish
chat

START



RACE THE

RAINBOW

Age
Gr.

Sight words #1- Prep (Whole Week)

Beginning Sight Words

a	and	be
I	in	is
it	of	that
the	to	was

all	are	at
but	had	have
he	his	not
on	said	so
they	with	you

an	do	if
by	go	or
me	no	up
my	or	was

Sight words #2- Prep (Whole Week)

Beginning Sight Words

<i>big</i>	<i>can</i>	<i>did</i>	<i>get</i>
<i>has</i>	<i>him</i>	<i>new</i>	<i>now</i>
<i>off</i>	<i>old</i>	<i>our</i>	<i>out</i>
<i>see</i>	<i>she</i>	<i>two</i>	<i>who</i>

<i>back</i>	<i>been</i>	<i>came</i>	<i>down</i>
<i>from</i>	<i>into</i>	<i>just</i>	<i>like</i>
<i>made</i>	<i>much</i>	<i>over</i>	<i>them</i>
<i>this</i>	<i>well</i>	<i>went</i>	<i>when</i>

<i>call</i>	<i>come</i>	<i>here</i>	<i>make</i>
<i>must</i>	<i>only</i>	<i>some</i>	<i>then</i>
<i>were</i>	<i>what</i>	<i>will</i>	<i>your</i>

Sight words- Prep/Gr 1 (Whole Week)

Oxford wordlist

Words 1-100









I	
the	
and	
to	
a	
was	
my	
went	
we	
on	
it	
then	
he	
had	
in	
they	
with	
of	
there	
got	
she	
said	
played	
one	
is	

were	
day	
so	
when	
home	
you	
at	
me	
mum	
for	
dad	
but	
saw	
house	
that	
weekend	
time	
her	
go	
came	
because	
up	
his	
once	
after	









fun	
like	
some	
have	
are	
out	
going	
called	
all	
play	
Sunday	
upon	
Saturday	
did	
school	
two	
very	
back	
ate	
get	
lived	
am	
him	
watched	
little	

can	
bought	
brother	
big	
birthday	
them	
bed	
made	
name	
too	
next	
dog	
lots	
night	
not	
friends	
into	
an	
park	
will	
car	
our	
do	
sister	
be	









Monday- Reading Activity- Book Box 1-2

tap	zip	web	hat	cat	pan	mop	can
							

Monday- Reading Activity- Book Box 3-6

							
<i>buggy</i>	<i>fox</i>	<i>doll</i>	<i>hill</i>	<i>six</i>	<i>kiss</i>	<i>moss</i>	<i>mix</i>

Monday- Reading Activity- Book Box 6+

							
<i>think</i>	<i>bath</i>	<i>cloth</i>	<i>sloth</i>	<i>moth</i>	<i>chimp</i>	<i>chips</i>	<i>chick</i>

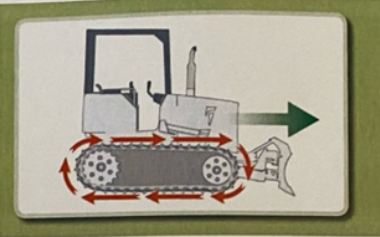
Tuesday- Reading Activity- Book Box 1-5




<i>Where do owls live?</i>	<i>They live in trees.</i>
<i>Where do rabbits live?</i>	<i>They live in burrows.</i>
<i>Where do frogs live?</i>	<i>They live in ponds.</i>
<i>Where do bats live?</i>	<i>They live in caves.</i>

Tuesday- Reading Activity- Book Box 6+

Machines that move.





Machines that move.

The engines push the plane through the sky.

The engine makes the propeller spin.

The engine makes the wheels turn around.

The engine makes the tracks turn around.



The wheels move the truck along.

The propeller moves the ship through the water.

A plane has engines.

The tracks move the bulldozer.

Olympic Sport Information Writing (Tuesday's Writing Task)




Online Platforms

Your child has access to the online platforms Wushka & IXL. Wushka will provide your child with access to readers. IXL will give your child access to a range of numeracy activities. Please use these platforms as an extra resource. If you have misplaced your child's login details please contact their teacher.

IXL

<https://au.ixl.com/signin/woodfordprimary>



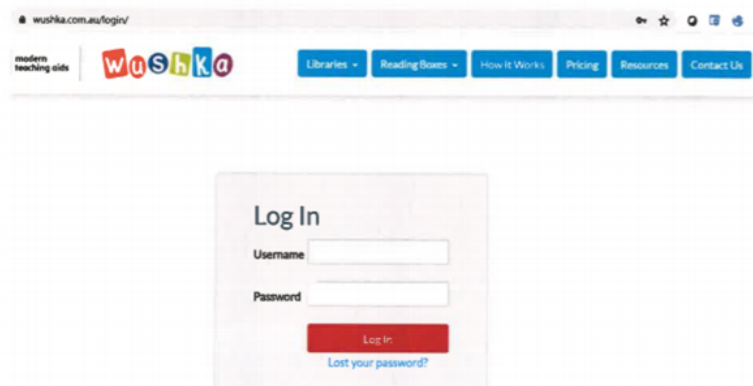
The screenshot shows a web browser window with the URL <https://au.ixl.com/signin/woodfordprimary>. The page features the IXL logo in the top left corner. The main content area is titled "Sign in" and includes a form with the following elements:

- Username:** A text input field containing "@woodfordprimary" and a "Forgot username?" link.
- Password:** A text input field and a "Forgot password?" link.
- Sign in:** A green button.
- Remember:** A checkbox labeled "Remember".

To the right of the form, the text "Woodford Primary School" is displayed above the school's logo, which features a tree and the motto "GROW & LEARN".

WUSHKA

<https://wushka.com.au/login/>



Our **Remote Learning Blog** can be found at

<http://blogs.woodfordps.vic.edu.au/woodfordprepone/>



Webex Sessions

Daily Webex sessions will be provided. This is a time for

your child to check in, say hello to their classmates and ask any questions about the activities for the day.

MONDAY	TUESDAY	WEDNESDAY	THURSDAY	FRIDAY
<p>9:00am Daily Webex check in</p> <p>MISS O Meeting number: 165 649 4734 Password: hello</p> <p>MRS RYAN Meeting number: 165 648 3896 Password: hello</p>	<p>9:00am Optional Daily Webex check in</p> <p>MISS O Meeting number: 165 649 4734 Password: hello</p> <p>MRS RYAN Meeting number: 165 648 3896 Password: hello</p>			

Webex

Webex is the videoconferencing solution that the Department of Education and Training offers all Victorian government schools.

Here are instructions on how to access Webex meetings provided by your teacher using your internet browser.

You may need to ask your parent or carer to help you access them.

1. Your teacher will provide you with a meeting or class number and a meeting password. This will be 9 digits long (e.g. 123 456 789).
2. Open your internet browser and go to <https://eduvic.webex.com/>
3. Enter the meeting number in the 'meeting information' field and press 'Enter'.
4. Enter the password provided by your teacher, and press 'Enter'.
5. Select the 'Join' or 'Join Meeting' button. If you see a pull-down arrow on the button, click the pull-down and ensure 'Use web app' is selected.
6. When prompted, enter your first name and initial of your last name. Enter an email address. If you don't have an email address, you can enter your parent's email address or a made-up email address. Just make sure that you include an @ symbol. This email address will not be displayed when you join the meeting, and you will not receive emails from Webex at this address.
7. Click 'Join Meeting'.
8. The session will start. You might be asked to allow your microphone and camera to be used in the session. Click 'Allow' then press 'Skip' to continue.
9. Start learning with your peers and teachers, just like at school!

* Webex meetings can also be accessed via a desktop application. The instructions above are for browser access, however you can download the desktop application from <https://eduvic.webex.com/> or when prompted when joining a meeting from the link you have been sent.