

REMOTE LEARNING GUIDE- Week Beginning August 23rd

Refer to our Remote Learning Blog for all worksheets and additional information

<https://woodfordprepone.global2.vic.edu.au/>

Please find below a timetable for remote learning.

Please return work to school once we return to onsite learning. Please return your child's work with their name on it.

Day	<u>Monday</u>	<u>Tuesday</u>	<u>Wednesday</u>	<u>Thursday</u>	<u>Friday</u>
				Webex- 9.00am Miss O's Class Meeting number: 165 649 4734 Password: hello Mrs Ryan's Class Meeting number: 165 024 4077 Password: hello	Webex- 9.00am Miss O's Class Meeting number: 165 649 4734 Password: hello Mrs Ryan's Class Meeting number: 165 024 4077 Password: hello
Reading fluency At least 10 - 15 minutes daily * Ensure your child reads a new book each day.	Practice reading your books from your reader cover. Read aloud, read to yourself, even try recording your reading on a device. You may also like to explore the online texts available on Wushka. Use the link below to access new readers online. If you no longer have your login details please send a message to your teacher via SeeSaw https://wushka.com.au/login/				
Reading Activity 20-30 min.				Listen to the book week book with your parent. Before Listening, talk about what you think this story may be about using the information from the front cover. After listening to the story talk about what happened in the story.	Listen to the book week book with your parent. Before Listening, talk about what you think this story may be about using the information from the front cover. After listening to the story talk about what happened in the story.

				<p>Draw and discuss the main idea in the story. Book Week Book:</p> <p>Mrs Davies Reads Who's Your Real Mum? By Bernadette Green & Anna Zobel</p>	<p>Draw and discuss the main idea in the story. Book Week Book:</p> <p>WINNER OF BOOK OF THE YEAR: EARLY CHILDHOOD</p> <p>No! Never! - BOOK WEEK 2021 - Read Aloud</p>
Optional additional Wushka activity	Select a book from the highest level you have access to. Read the book and answer the questions related to the books.				
Sounds Write 10- 15 minutes	Play the board game Roll & Read. This includes words that you have covered in Sounds Write. There are two different board games one for Grade Prep the other for Grade 1. Remember to say the sounds and read the word. The board games can be found at the end of this document as well as on the blog.				
Writing Fluency 10 - 15 minutes	Practice writing a range of sight words. Copies of the sight words can be found at the end of this document as well as on the blog.				
Writing 20-30 min. Try writing by yourself, but if a parent helps you with a word that is okay.				<p>*Please send a photo of today's writing task to the classroom teacher on SeeSaw.</p> <p>Information Report</p> <p>Interesting Facts Write information sentences about other interesting facts that they have learnt about a goat.</p>	<p>*Please send a photo of today's writing task to the classroom teacher on SeeSaw.</p> <p>Handwriting</p> <p>Writing sight words Select a range of sight words that you have been reading this week (Beginning Sight Words or Oxford Word List)</p>

				<p>Prep Discuss the other interesting facts you have learnt about a goat.</p> <ul style="list-style-type: none">- Write the title interesting facts.- Write two or more sentences about the interesting facts you have learnt.- You may choose to draw a picture at the end of your writing. <p>Grade 1 Discuss the other interesting facts you have learnt about a goat.</p> <ul style="list-style-type: none">- Write the title interesting facts.- Write three or more sentences about the interesting facts you have learnt.- You may choose to draw a picture at the end of your writing.	<p>Write these words onto your lined paper. Use the alphabet photos to help with the correct formation of your letters including starting the letter in the correct position and thinking about the overall size of each letter.</p> <p>Prep If you have access to sky, grass and dirt paper. Pay attention to the size of your letters. Make sure you start each letter in the correct starting position.</p> <p>Grade 1 If you have your dotted thirds paper. Pay attention to the overall size of your writing along with where you start each letter.</p>
--	--	--	--	--------------------------------------------------------------------------------------------------------------------------------------------------------------------------------------------------------------------------------------------------------------------------------------------------------------------------------------------------------------------------------------------------------------------------------------------------------------------------------------------------------------------------------------------------------------------------------------------------------------------------------------------------------------------------------------	-------------------------------------------------------------------------------------------------------------------------------------------------------------------------------------------------------------------------------------------------------------------------------------------------------------------------------------------------------------------------------------------------------------------------------------------------------------------------------------------------------------------------------------------------------------------------------------

Maths Fluency
(10 - 15 minutes)

Use the interactive number chart link below. Highlight the 2's counting pattern and practice counting.
https://www.abcya.com/games/interactive_100_number_chart

Maths – Prep (20 minutes)

*Go online and use your IXL login.

<http://au.ixl.com/signin/woodfordprimary>

Practice a range of numeracy activities.

Multiplication

Paddocks

Using **groups of 2**

Play the same paddock activity as yesterday but **with a parent or sibling**.

Record the sums as you go. The winner of the game is the player who has the 'most paddocks' at the end.

For example;

$$\underline{4} \times \text{of } \underline{2} = 8$$

$$\underline{5} \times \text{of } \underline{2} = 10$$

$$\underline{3} \times \text{of } \underline{2} = 6$$

Time- Warm up - Match analogue to digital

Go to the website below and select **Clock Splat**
<https://www.smashmaths.com.au/measurement-and-geometry/measurement/time>



Select level one or two
#1- hours
#2- half hours

Activity


Choose a day of the week. Write the name of the day at the top of your page.
Down the left hand side of the page write 4 different o'clock or half past times and what you do at those times.

Example:

Monday

7:00 Get out of bed

9:00 Start school

					11:00 Recess 3:30 Go home
<p>Maths - Grade 1 (30 minutes)</p> <p>*Go online and use your IXL login. http://au.ixl.com/signin/woodfordprimary Practice a range of numeracy activities.</p>				<p>Multiplication Paddocks Using groups of 2 Play the same paddock activity as yesterday but with a parent or sibling. Record the sums as you go. The winner of the game is the player who has the 'most paddocks' at the end.</p> <p>For example; $4 \times \text{of } 2 = 8$ $2 + 2 + 2 + 2 = 8$</p> <p>$5 \times \text{of } 2 = 10$ $2 + 2 + 2 + 2 + 2 = 10$</p> <p>$3 \times \text{of } 2 = 6$ $2 + 2 + 2 = 6$</p>	<p>Time- Warm up - Match analogue to digital Go to the website below and select Clock Splat https://www.smashmat.hs.com.au/measurement-and-geometry/measurement/time</p>  <p>Select level two or three #2- half hours #3- quarter hours</p> <p>Activity Choose 2 days of the week. Write the name of one day at the top of your page.</p> <p>Down the left hand side of the page write 4 different o'clock, half past or quarter past/to times and what you do</p>

					<p>at those times. Repeat for the other day you have chosen.</p> <p><u>Monday</u> 7:00 Get out of bed 9:00 Start school 11:00 Recess 7:15 Bedtime</p> <p><u>Saturday</u> 9:00 Get out of bed 10:15 Go to the playground 1:45 Lunch 4:30 Watch a movie</p>
Specialist Choice Board	Choose an activity from the Specialist Choice Board. A copy of the rubric can be found on our remote learning blog.				
Random Act of Kindness Rubric	Choose an activity from the Random act of kindness rubric. A copy of the rubric can be found on our remote learning blog.				

Specialist Choice Board- (Whole Week) Hyperlinks can be accessed through the blog.

Sport and Art Choice Board

<p><u>Draw your favourite toy</u> from OBSERVATION</p>	<p>Create a dance to a song and teach it to someone else.</p>	<p>Take a <u>VIRTUAL TOUR</u> of an <u>Art Museum</u> List Of Museums</p>	<p>Go to Mr A's PE Blog and choose any of the PE challenges from 2020 Remote Learning</p>
<p>Roll a dice. Do any exercise that number of times. Repeat for 10 mins.</p>	<p><u>CUT</u> facial features from magazines and <u>ARRANGE</u> them into funny face <u>COLLAGES</u>.</p>	<p>PLAY the PARTY FREEZE DANCE SONG OR THE FLOOR IS LAVA By the Kiboomers as a workout.</p>	<p>Follow along to a <u>HOW TO DRAW VIDEO</u> on the ART FOR KIDS HUB</p>
<p><u>LISTEN</u> to <u>music</u>. <u>DRAW</u> <u>lines</u> and <u>shapes</u> as you listen that match the <u>SOUNDS</u> and <u>RHYTHMS</u> you hear.</p>	<p>Play keepy-uppy with a balloon. Create your own rules. Create exercise punishments if the balloon hits the floor.</p>	<p><u>LOOK</u> out your <u>window</u> and <u>DRAW</u> what you see <u>OUTSIDE</u>.</p>	<p>Do a squat or sit up for each letter of the alphabet. Which one can you do faster?</p>
<p><u>Draw a Hybrid animal</u> that <u>combines the features</u> of <u>3 different animals</u>.</p>	<p>Create a fitness game using UNO cards. Eg blue=burpees</p>	<p>Create a balance challenge. Eg. Who can balance a book on their head the longest?</p>	<p>Be an ARCHITECT! Use <u>recycled materials, lego or blocks</u> to <u>CREATE</u> a <u>STRUCTURE</u>.</p>

Random Act of Kindness Rubric- (Whole Week)

Woodford Primary School - 'Pay it forward' matrix. Complete/repeat as many as you like!

Participate in an outdoors game/activity with a family member	Clean your bedroom	Bring a family member a snack	Participate in an indoor game/activity with a family member	Compliment someone- do it more than once.
Ask a family member to JOIN YOU for an outdoors game/activity	Clean/tidy a room of the house	Bring a family member a cold drink	Ask a family member to JOIN YOU for an indoor game/activity	Compliment someone outside your family- do it more than once.
Select a 'family movie' for you to watch together	Clean/tidy an area outside/front yard/backyard	Bring a family member a tea/coffee	Read a book with a family member	Write a secret compliment to another person
Select a 'family tv show' for you to watch together	Send an email to someone. Write three questions Three things you are grateful for.	Leave a surprise message in a family member's bedroom (on the bedside table?)	Make dinner with your parents.	Write a secret compliment to another person, drop it in their letter box
Dance freely in your lounge room	Send an email, video call to someone. Write three questions Three things you are grateful for.	Leave a surprise treat in a family member's bedroom (on the bedside table?)	Plan a menu for the next meal time and assist with the cooking	Select some appropriate 'dinner music', instead of just watching the TV
Encourage others to join in your dance	Send an email, video call or write a letter to someone. Write three questions Three things you are grateful for.	Leave a surprise treat and message in a family member's bedroom (on the bedside table?)	Set the table, ask Mum and Dad if they need help with tea preparation.	Learn something you have always wanted to learn. Start small...build up. Eg: card game, magic trick, <u>rubiks</u> cube etc
Teach Mum and Dad a dance learnt at school with Mr A.	Keep a journal for each day not at school. Add pictures, use magazines.	Fill a bucket with warm soapy water. Throw in plastic toys-give them a scrub. Leave out to dry, pack away	Look after the family pets. Clean, groom, feed, snuggle, exercise them.	If you have family away in Melbourne. Reach out - write a letter. Send them some kind thoughts.
Paint a rock or write a special message. Place it somewhere for others to find.	Bake something and give it to your neighbour-ask Mum or Dad first.	Create a jigsaw for someone not in your family	Pick some wattle or flowers from your garden and put them in a vase for the family to enjoy. (Check with Mum or Dad first)	Host a <u>5min</u> Mindfulness in the Lounge Room (or Backyard). OR create a 5min Mindfulness schedule for 7 days.
Use chalk to draw a colourful rainbow, or write a positive message, on the front footpath	Put some teddy bears in the front windows, so people walking past can see them	Print and decorate a Where's Wally. Put them around your street for people to find.	Make a sign to say thank you to the many Emergency Workers. Place it in a public space.	Say "yes": Encourage them to say yes to everything they're asked that day

Prep

ROLL & READ



land

camp

felt

just

mint

sand

belt

cats

gets

land

must

send

bend

cost

hand

list

pant

sink

best

desk

help

maps

pink

taps

bunk

dust

hint

melt

rent

tent



TO PLAY: Roll the dice and read a word from that column. Check it off when it is read correctly.

Grade 1

ROLL & READ

Top
Teacher
RESOURCES

take

game

gate

cave

tape

race

lake

name

hate

save

cape

face

make

same

rate

Dave

shape

lace

wake

tame

late

wave

wake

gate

cake

came

mate

lake

game

tape



TO PLAY: Roll the dice and read a word from that column. Check it off when it is read correctly.

Sight words #1- Prep (Whole Week)

Beginning Sight Words

<i>a</i>	<i>and</i>	<i>be</i>
<i>I</i>	<i>in</i>	<i>is</i>
<i>it</i>	<i>of</i>	<i>that</i>
<i>the</i>	<i>to</i>	<i>was</i>

<i>all</i>	<i>as</i>	<i>are</i>	<i>at</i>
<i>but</i>	<i>for</i>	<i>had</i>	<i>have</i>
<i>he</i>	<i>her</i>	<i>his</i>	<i>not</i>
<i>on</i>	<i>one</i>	<i>said</i>	<i>so</i>
<i>they</i>	<i>we</i>	<i>with</i>	<i>you</i>

<i>an</i>	<i>by</i>	<i>do</i>	<i>go</i>	<i>if</i>
<i>me</i>	<i>my</i>	<i>no</i>	<i>up</i>	<i>or</i>

Sight words #2- Prep (Whole Week)

Beginning Sight Words

<i>big</i>	<i>can</i>	<i>did</i>	<i>get</i>
<i>has</i>	<i>him</i>	<i>new</i>	<i>now</i>
<i>off</i>	<i>old</i>	<i>our</i>	<i>out</i>
<i>see</i>	<i>she</i>	<i>two</i>	<i>who</i>

<i>back</i>	<i>been</i>	<i>came</i>	<i>down</i>
<i>from</i>	<i>into</i>	<i>just</i>	<i>like</i>
<i>made</i>	<i>much</i>	<i>over</i>	<i>them</i>
<i>this</i>	<i>well</i>	<i>went</i>	<i>when</i>

<i>call</i>	<i>come</i>	<i>here</i>	<i>make</i>
<i>must</i>	<i>only</i>	<i>some</i>	<i>then</i>
<i>were</i>	<i>what</i>	<i>will</i>	<i>your</i>

Sight words- Prep/Gr 1 (Whole Week)

Oxford wordlist

Words 1-100

I	
the	
and	
to	
a	
was	
my	
went	
we	
on	
it	
then	
he	
had	
in	
they	
with	
of	
there	
got	
she	
said	
played	
one	
is	

were	
day	
so	
when	
home	
you	
at	
me	
mum	
for	
dad	
but	
saw	
house	
that	
weekend	
time	
her	
go	
came	
because	
up	
his	
once	
after	

fun	
like	
some	
have	
are	
out	
going	
called	
all	
play	
Sunday	
upon	
Saturday	
did	
school	
two	
very	
back	
ate	
get	
lived	
am	
him	
watched	
little	

can	
bought	
brother	
big	
birthday	
them	
bed	
made	
name	
too	
next	
dog	
lots	
night	
not	
friends	
into	
an	
park	
will	
car	
our	
do	
sister	
be	

Oxford wordlist

Words 101–200

people	won	outside	new
didn't	morning	away	room
friend	playing	favourite	nice
their	want	has	scared
put	happy	family	who
gave	what	lunch	inside
found	as	man	it's
from	love	shops	tree
down	if	football	cake
water	again	looked	best
party	game	wanted	fell
about	really	bike	long
took	could	no	movie
good	shop	last	soccer
other	would	TV	how
see	eat	fairy	also
girl	fish	cousin	know
boy	this	stayed	last
over	ran	Friday	sleep
us	first	games	swimming
your	by	old	don't
off	food	wake	just
three	named	ball	told
dinner	baby	come	yes
liked	cat	ever	around

Oxford Wordlist

Words 201–307

lot	rabbit
today	five
beach	turned
finished	another
funny	make
book	cousin's
bad	breakfast
things	chips
yesterday	door
computer	couldn't
help	present
zoo	together
now	walk
ride	great
castle	icecream
toy	loved
cousins	magic
look	work
more	coming
tried	someone
find	team
four	thing
I'm	always
happily	boat
started	red
dragon	teacher
much	its

princess	
shopping	
until	
only	
black	
garden	
still	
beautiful	
pool	
take	
well	
animals	
horse	
movies	
names	
bit	
race	
sad	
snake	
jumped	
place	
show	
where	
everyone	
or	
shark	
something	

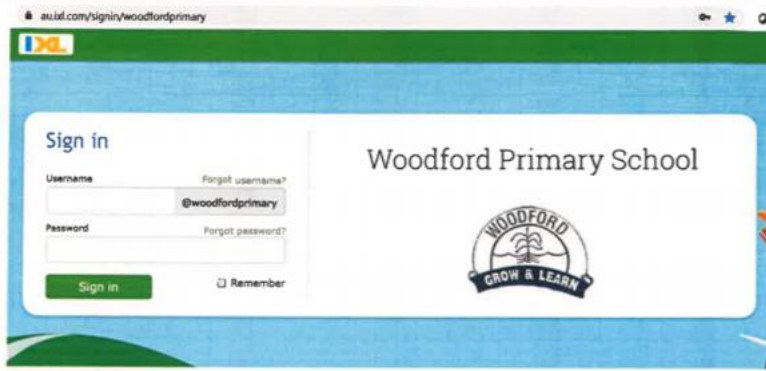
asked	
OK	
scary	
every	
walked	
read	
world	
monster	
slide	
thank	
white	
buy	
dressed	
fast	
head	
walking	
why	
blue	
dogs	
footy	
here	
killed	
need	
playground	
that's	
watch	

Online Platforms

Your child has access to the online platforms Wushka & IXL. Wushka will provide your child with access to readers. IXL will give your child access to a range of numeracy activities. Please use these platforms as an extra resource. If you have misplaced your child's login details please contact their teacher.

IXL

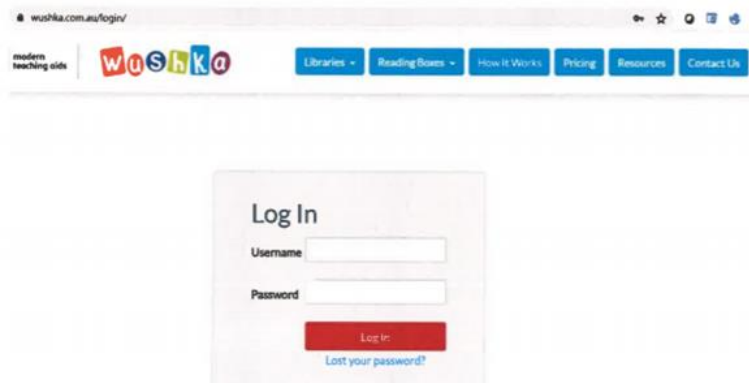
<https://au.ixl.com/signin/woodfordprimary>



The screenshot shows a web browser window with the URL <https://au.ixl.com/signin/woodfordprimary>. The page features a green header with the IXL logo. The main content area is white with a blue background. On the left, there is a 'Sign in' form with fields for 'Username' (containing '@woodfordprimary') and 'Password'. There are links for 'Forgot username?' and 'Forgot password?'. A green 'Sign in' button and a 'Remember' checkbox are at the bottom of the form. On the right, the text 'Woodford Primary School' is displayed above the school's logo, which includes a tree and the motto 'GROW & LEARN'.

WUSHKA

<https://wushka.com.au/login/>



The screenshot shows a web browser window with the URL <https://wushka.com.au/login/>. The page has a white background with a blue header. The header includes the Wushka logo and navigation links: 'Libraries', 'Reading Boxes', 'How It Works', 'Pricing', 'Resources', and 'Contact Us'. Below the header is a 'Log In' form with fields for 'Username' and 'Password'. A red 'Log In' button is at the bottom of the form, with a link for 'Lost your password?' below it.

Our **Remote Learning Blog** can be found at

<http://blogs.woodfordps.vic.edu.au/woodfordprepone/>



Webex Sessions

Daily Webex sessions will be provided. This is a time for your child to check in, say hello to their classmates and ask any questions about the activities for the day.

MONDAY	TUESDAY	WEDNESDAY	THURSDAY	FRIDAY
	<p>9:00am Optional Daily Webex check in</p> <p>MISS O Meeting number: 165 649 4734 Password: hello</p> <p>MRS RYAN Meeting number: 165 024 4077 Password: hello</p>	<p>9:00am Optional Daily Webex check in</p> <p>MISS O Meeting number: 165 649 4734 Password: hello</p> <p>MRS RYAN Meeting number: 165 024 4077 Password: hello</p>	<p>9:00am Optional Daily Webex check in</p> <p>MISS O Meeting number: 165 649 4734 Password: hello</p> <p>MRS RYAN Meeting number: 165 024 4077 Password: hello</p>	<p>9:00am Optional Daily Webex check in</p> <p>MISS O Meeting number: 165 649 4734 Password: hello</p> <p>MRS RYAN Meeting number: 165 024 4077 Password: hello</p>

Webex

Webex is the videoconferencing solution that the Department of Education and Training offers all Victorian government schools.

Here are instructions on how to access Webex meetings provided by your teacher using your internet browser.

You may need to ask your parent or carer to help you access them.

1. Your teacher will provide you with a meeting or class number and a meeting password. This will be 9 digits long (e.g. 123 456 789).
2. Open your internet browser and go to <https://eduvic.webex.com/>
3. Enter the meeting number in the 'meeting information' field and press 'Enter'.
4. Enter the password provided by your teacher, and press 'Enter'.
5. Select the 'Join' or 'Join Meeting' button. If you see a pull-down arrow on the button, click the pull-down and ensure 'Use web app' is selected.
6. When prompted, enter your first name and initial of your last name. Enter an email address. If you don't have an email address, you can enter your parent's email address or a made-up email address. Just make sure that you include an @ symbol. This email address will not be displayed when you join the meeting, and you will not receive emails from Webex at this address.
7. Click 'Join Meeting'.
8. The session will start. You might be asked to allow your microphone and camera to be used in the session. Click 'Allow' then press 'Skip' to continue.
9. Start learning with your peers and teachers, just like at school!

* Webex meetings can also be accessed via a desktop application. The instructions above are for browser access, however you can download the desktop application from <https://eduvic.webex.com/> or when prompted when joining a meeting from the link you have been sent.