




P-2 Investigation

Protecting the Little Penguins on Middle Island

			
I can:	Make a poster about the Little Penguins on Middle Island.	Plan and make a poster that includes some information about protecting the Little Penguins on Middle Island.	Plan and make a detailed poster about the Little Penguins on Middle Island, and include persuasive arguments about why protecting them is important.
Title	I have a heading on my poster.	I have a colourful heading on the top of my poster.	I have a colourful and neat heading on the top of my poster.
Design/layout	I have some interesting words on my poster about the little penguins.	Most of my information is neat, organised and easily located.	Most of my information is neat, organised and is very easily located.
Interesting Facts (Pictures/diagrams)	I have included a picture of a penguin and one fact.	I have included a labelled picture of a penguin and two or three facts.	I have included an accurately labelled picture of a penguin and many interesting facts.
Punctuation Spelling	I have used capital letters correctly. I have some sound letter knowledge.	I have used capital letters correctly. I have good sound-letter knowledge.	I have used capital letters and full stops correctly. I have accurate sound-letter knowledge.
Map	I have drawn a map of Middle Island on my poster.	I have drawn a map of Middle Island and included some of the island's features.	I have drawn a map of Middle Island and included some of the island's features and nearby landmarks.

Optional Extra Activities:

1. Use some black and white play dough to make a model of a little penguin (if you only have other colours, that is ok).
2. Create a habitat for your little penguin using a shoe or cereal box. Use paper, outside materials from the garden, drawings and put your penguin inside it's habitat.
3. Send a photo to your teacher.