






Popular Character Inferences

Fill in the table (as much as possible) by **inferring** details about each character. The first **inferences** have been done for you.

Popular Character	What might be in this character's pocket ?	What might be in this character's backpack ?	What might be in this character's fridge ?	What might be in this character's car boot/glove box ?
 Batman	Batmobile keys Bat Phone Chewing gum Batarang Fidget Spinner Apple Air Pods			
 Where's Wally				
 Dora the Explorer				
 Anna (Frozen)				
 Woody				